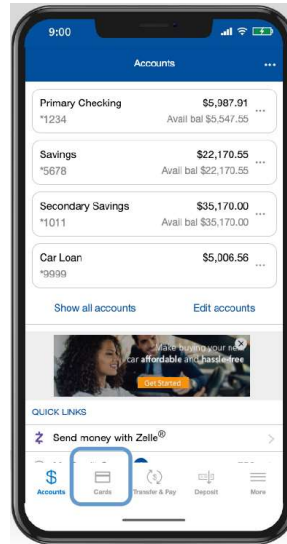


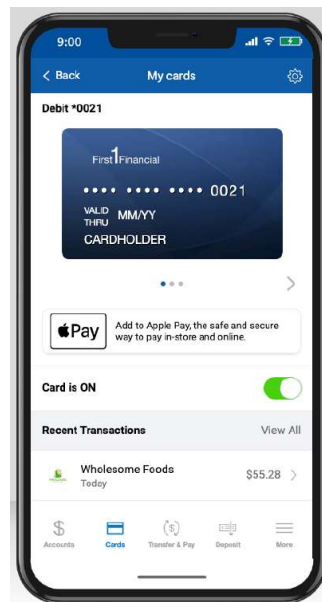
## Card Management

### It's easy to get started controlling your card!

Open the Susquehanna Community Bank mobile app and log in. At the bottom of your screen, you tap “Cards”.



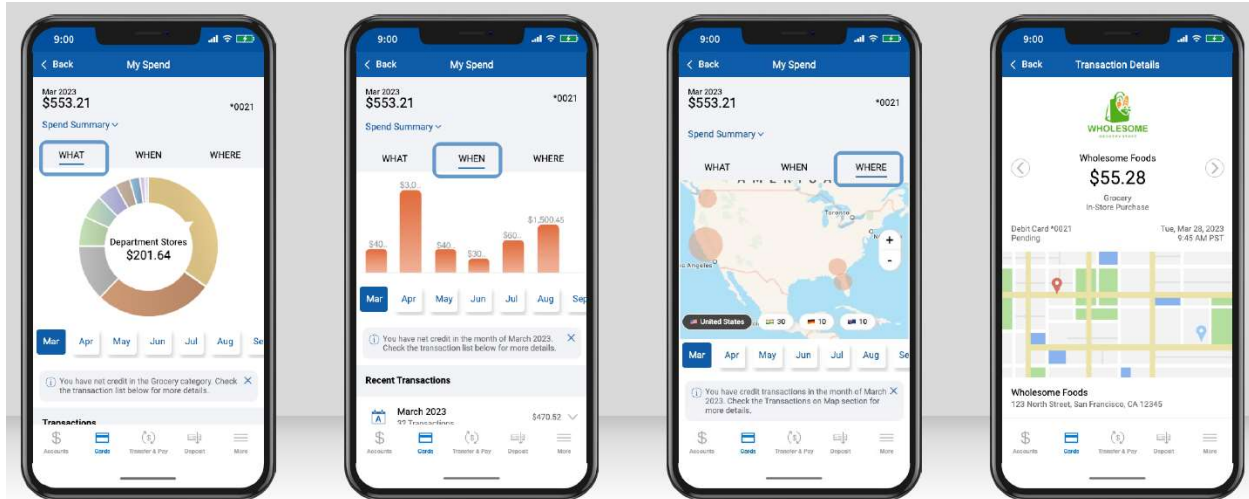
The Cards screen provides a few options for managing your cards. Turn your card on/off, view any recent transaction, view additional cards or add a card, add you card to your digital wallet, view your digital card, including your card number, and view spending insights.



## Card Management

### Viewing your Spending Insights

Tap “What” to view a breakdown of your spending categories. Tap “When” to view a breakdown by month. Tap “Where” to view a location of your transaction on a map. Tap on any transaction to view the Merchants name, logo, map, and contact information.



### Card Controls

Tap “Controls and Alerts” to choose how your card is used. Use Controls to manage Locations, Merchant Types, Transaction Types, and Spending limits.

